

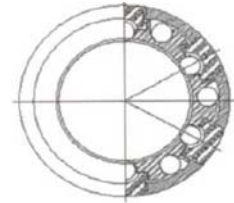
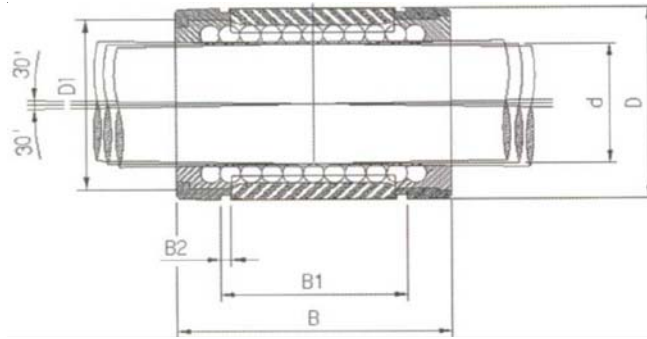
**Diamond Case High Load Capacity, Self-Aligning Series
Linear Ball Bearings provide you with the following:**

- ◆ **Conformance to industry standards.**
- ◆ **3 times more load capacity than conventional linear bearings-Allows for smaller, less expensive bearings to carry the required load.**
- ◆ **Integral seals-Reduces space requirements while keeping lubrication in and contamination out of the bearing.**
- ◆ **Independently self-aligning outer bearing races-Ensures smooth running bearings by absorbing misalignment up to 1/2 degree.**

The specifications and data in this publication are believed to be accurate and reliable. However, it is the responsibility of the user to determine the suitability of the product for a specific application. While defective product will be replaced without charge, no liability is assumed beyond such replacement.

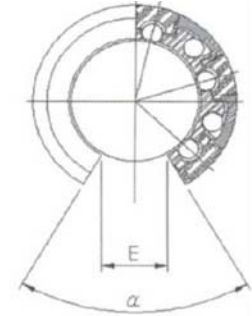
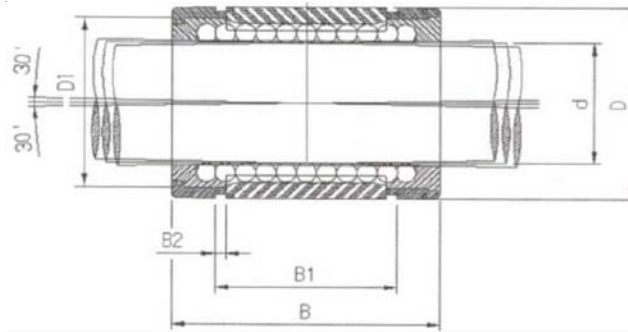


**Closed
Type**



Part Number w/o Seal	Part Number with Seal	Nominal Shaft Diameter	Number Ball Circuits	Housing Bore Diameter D	D1	B	B1	B2	Max. Load Capacity (Lbf)
SU6	SU6DD	.375	4	0.6255/0.6250	0.5880	0.875/0.860	0.699/0.689	0.039	105
SU8	SU8DD	.500	4	0.8755/0.8750	0.8209	1.250/1.230	1.032/1.012	0.050	265
SU10	SU10DD	.625	5	1.1255/1.1250	1.0700	1.500/1.480	1.105/1.095	0.056	420
SU12	SU12DD	.750	6	1.2505/1.2500	1.1760	1.625/1.605	1.270/1.250	0.056	640
SU16	SU16DD	1.000	6	1.5630/1.5625	1.4900	2.250/2.230	1.884/1.864	0.068	1045
SU20	SU20DD	1.250	6	2.0008/2.0000	1.8890	2.625/2.600	2.004/1.984	0.068	1585
SU24	SU24DD	1.500	6	2.3760/2.3750	2.2389	3.000/2.970	2.410/2.390	0.086	1930

**Open
Type**



Part Number w/o Seal	Part Number with Seal	Nominal Shaft Diameter	No. Ball Circuits	Housing Bore Diameter D	D1	B	B1	B2	E	α (deg)	Max Load Rating (Lbf)
SU8OPN	SU8OPNDD	.500	3	0.8755/0.8750	0.8209	1.250/1.230	1.032/1.012	0.050	0.32	30	265
SU10OPN	SU10OPNDD	.625	4	1.1255/1.1250	1.0700	1.500/1.480	1.105/1.095	0.056	0.38	30	420
SU12OPN	SU12OPNDD	.750	5	1.2505/1.2500	1.1760	1.625/1.605	1.270/1.250	0.056	0.43	30	640
SU16OPN	SU16OPNDD	1.000	5	1.5630/1.5625	1.4900	2.250/2.230	1.884/1.864	0.068	0.56	30	1045
SU20OPN	SU20OPNDD	1.250	5	2.0008/2.0000	1.8890	2.625/2.600	2.004/1.984	0.068	0.63	30	1585
SU24OPN	SU24OPNDD	1.500	5	2.3760/2.3750	2.2389	3.000/2.970	2.410/2.390	0.086	0.75	30	1930

The specifications and data in this publication are believed to be accurate and reliable. However, it is the responsibility of the user to determine the suitability of the product for a specific application. While defective product will be replaced without charge, no liability is assumed beyond such replacement.

